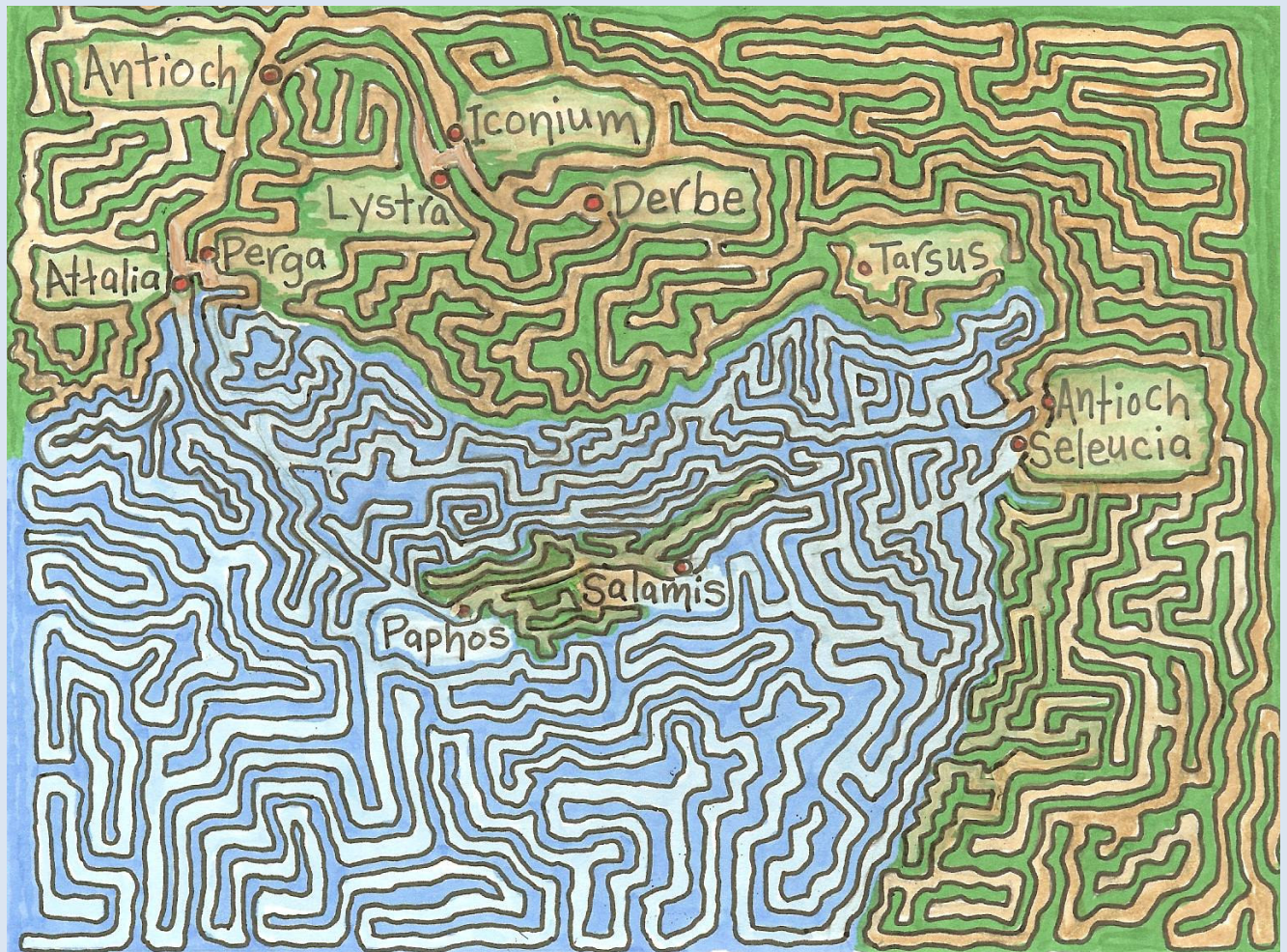




PUZZLE PAGE

Paul's First Missionary Journey



Help Paul find his way on his first missionary journey. Where did Barnabas get Paul from (**Acts 11:25**)? ____ Read **11:26** to find out where Paul (Saul) and Barnabas started from ____ (this is where the disciples were first called Christians!) Why were these two men sent on this journey according to **11:27-30**? ____

____ Who sent them on the trip (**13:2**)? ____ Where did they go first, before they set sail for Cyprus (**13:4**)? ____ In **13:5** they preached at ____ and from there went to (**13:6**) ____ At their next stop (**13:13**) ____ John Mark left them to return to Jerusalem. **13:14** tells us where Paul gave a lengthy speech in the synagogue ____ After being persecuted there, they moved on to (**13:51**) ____ They soon had to flee from there and went to the next two cities (**14:6**) ____ and ____ On the trip back, they returned to (**14:21**) ____, ____ and ____ They stopped at (**14:25**) ____ before they set sail back to (**14:26**) ____.


TIPS for parents and teachers

Understanding how the Holy Spirit is God's seal of approval and ownership on us is a pretty key concept. To reinforce this idea, melt old crayons in muffin tins (paper lined makes clean up easy) in a 250 degree oven for about 5 minutes.




You want to let the crayon cool enough to not burn, but still soft enough to hold an impression. Shape the "seal" into a ball and press onto the back of the child's hand (or on their paper) making an impression with a dime store ring, a rubber stamp, or anything that will make a design. After they are cool, they can be peeled off and reused as a crayon and reminder of God's seal on us. How does it feel to carry God's "mark" and know we are His?

If you need a quicker alternative, use a stamp and stamp pad for the same idea.



Romans 8 is a wonderful chapter about the work of the Holy Spirit, but it requires careful reading. I suggest you read through it a few times yourself so that you are comfortable explaining it to your kids. You may be surprised how fast they can grasp concepts that we find difficult!



last week's PUZZLE ANSWERS

WANT TO READ WHAT I READ?

A PROMISE AND A SEAL p. 2

Key Word Study Bible. 1996.

Barclay, William. "A Holy Guarantee." The Contemporaries Meet the Classics on the Holy Spirit. Comp. Randall Harris. West Monroe, LA: Howard Publishing, 2004. 11-13.

The kids love to put on the fun glasses when we really need to "see" something God's way. It helps cue us to really focus on what it is that God wants us to know – and have some fun too!



Would you like to receive this study guide by email, or make comments? Contact me at kayannausherman@hotmail.com

